

ELSTER-INSTROMET PROUDLY PRESENTS:

M2R – How to Configure

Over the last few years, we have constantly continued to develop the M2R Medium Pressure Two Stage Regulator. By doing so, we have ensured that the device has always been able to fulfil the numerous requirements imposed by the international market in terms of a flexible design and multiple-connection capability. In the course of this development, a number of different configurations have arisen.

Here are some of the most important elements of the different configurations:

- > Flow capacity
- > Inlet and outlet connectors
- > Flow safety devices like 'Low Pressure Cut-Off' or 'Excess Flow Cut-Off'
- > Manual or automatic reset
- > Secondary safety devices like relief valve or safety diaphragm

Data Sheet

In order to illustrate the large variety available, Elster has created an updated and more extensive data sheet. The data sheet provides, first of all,

basic information concerning applications, options, a description of the working principle, dimensions and weights. Then, with the help of a very simple method, it is also possible to put together the best possible configuration for any individual application. To do this, you can find an easy-to-use configuration bar on

page 3. You will also find an example of how to go about finding the correct configuration and diagrams of the available features help make the choice even easier.

Page 6 contains information on the various inlet and outlet connectors, including their dimensions, to round off the configuration. Here you will find the most common versions but, on request, we can supply you with information on any other connectors.

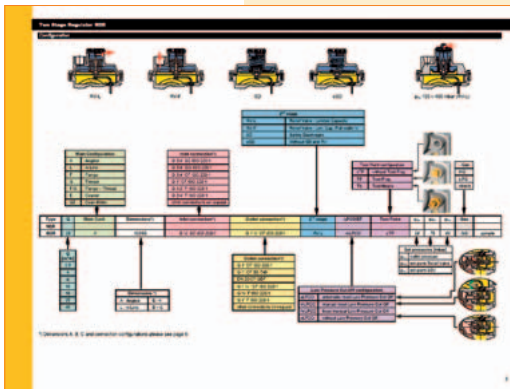
Pages 3 and 4 show flow capacity diagrams for the most important flow rate categories such as M2R 6, 10, 25, 40 m³/h.

Configurator


To accompany our new data sheet, Elster can also supply a Flash-Configurator. This enables the user to carry out the configuration of the M2R on a computer with the help of a menu-driven program. The program provides the user with a cross-sectional drawing of an M2R, which then quickly and very clearly explains how the various functions hang together. An **Info** function with detailed descriptions of the items in the main menu rounds off the whole package. So, the Configurator is in fact like an interactive data sheet.

More details can be found by clicking on items in the main menu such as **Capacity Connectors, LPCO/EF Head and Test Point**. When the items in the menu are selected, the device on the screen is built up step by step. The configuration bar is located at the bottom of the screen and the required terms or descriptions of the different elements are entered in this bar automatically.

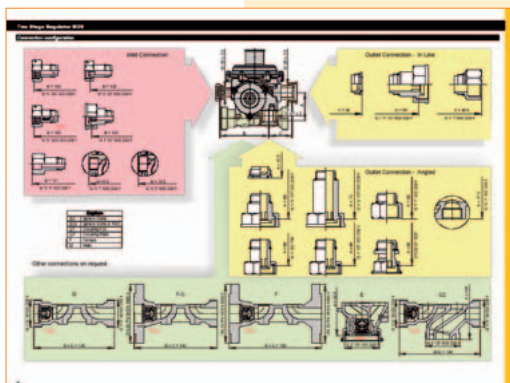
When the bar is full at the end of the configuration, the user can click on **Order** to enter further details such as adjusting pressures, type of gas or any special requests. The printout can then be sent via fax or e-mail and can serve as an inquiry.



Data sheet (page 3)



Configurator



Data sheet (page 6)

We are pleased to be able to offer this new service. The data sheet and Configurator can be downloaded via the Internet and are also available as a CD-ROM. If you are interested, please contact Elster-Instromet GmbH, Mainz-Kastel or one of your local contact partners.

Paul Ladage p.ladage@elster-instromet.com